

A guide for year 6 kids...
and their parents who always
have a million questions!

SATs
Springboard

What on earth are SATs?

SATs is a short way of saying

Standard
Assessment
Tests,

and the important word to notice here is **standard**.

What is a standard?

A 'standard' (according to the dictionary) *is a level of quality or attainment.*
Ooh la la!



There are official standards for all sorts of things. Food standards, hygiene standards, workplace safety standards and more help to ensure good quality across all these things.

We use standards to make sure that we're doing the best we can do. This includes what you're learning in school.

The people in charge of our education system ask themselves - *have our children reached the standard of learning we want at the end of primary school?* To find out, they make everyone in year 6 all across the country, do tests in maths, GPS (grammar, punctuation and spelling) and reading.


Tests are trash... or are they?

It's easy to come up with a list of reasons why testing you and your friends is rubbish:

1. You're only 11. Some of you are only 10! Too young to be under pressure.
2. The tests are limited to maths and English. They do not show if you have a talent for art, score goals in football, or sing like Swifty.
3. Not all year 6 children are starting from the same place. Some children will have lots of support and resources and others won't. It's like running a race but having each athlete start at different places along the track.



But here's a list of reasons why we believe you can
slay these tests:



You're an expert
at getting
better at things.
Minecraft castle
anyone?



You get to
show-off what
you know.



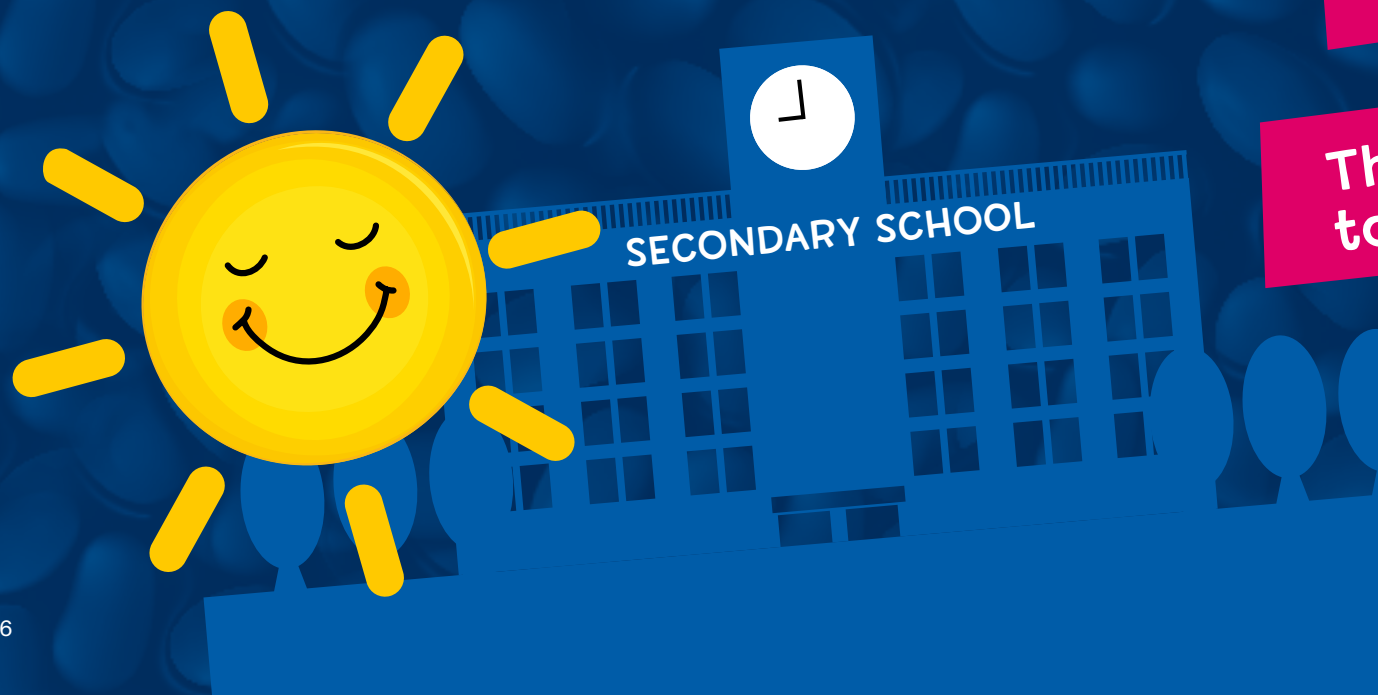
They're good
training for
secondary school
and ultimately
for your GCSEs
too.

Is it going to affect my start at secondary school?

The important thing to understand is that the people in charge of these tests aren't looking at you specifically.

They are looking to see how your school is getting on. In many ways, these SATs are more stressful for your teachers!

Your individual marks won't be seen or known by anyone else except your school and your secondary school.



Here's why there's nothing to worry about:

1. Secondary schools understand that SATs are a tiny snapshot of what you're capable of and only in certain subjects.
2. Even if you smash the SATs, there will be a long summer holiday before you start secondary school and it's possible to forget a lot in that time. Your new teachers will want to give you some mini-assessments to see where you're at when you're in their classroom.
3. SATs results are not the only information your teacher will pass on - they'll also get an assessment from your teacher that gives a lot more information about you.

If you don't believe us, let's ask Mrs Heys; she has been the Head of Maths at secondary schools...

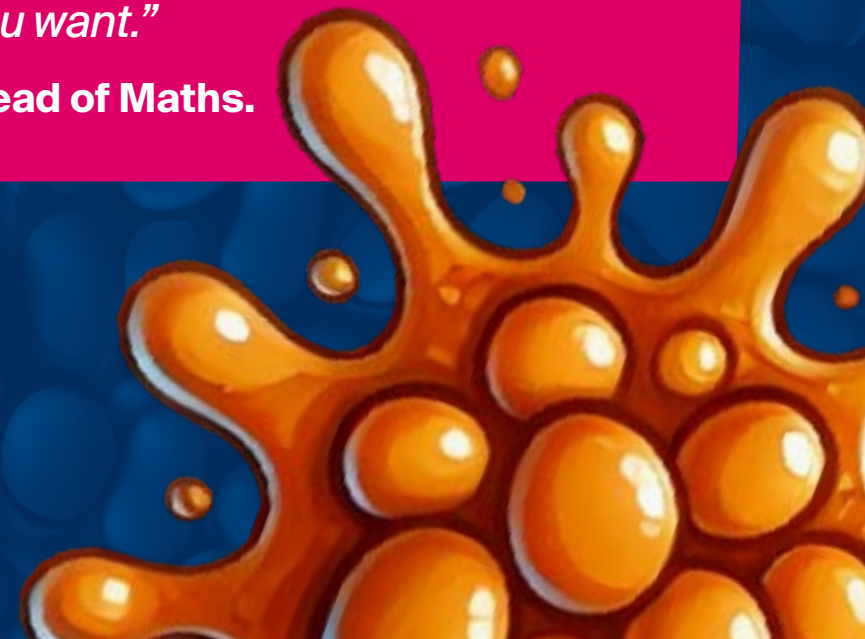
You've got this.

There's nothing to worry about!

Your future is bright!

"SATs tell secondary school teachers what you did in a set of exams at the end of primary; that's it. They don't reflect how well you perform in lessons, who you are or what you are capable of in secondary school - that's up to you and that journey starts here. You can shape it any way you want."

Mrs Heys, Head of Maths.



Are they going to be hard?

We're going to be honest with you: some of the questions can be tough.

We bet that you could ask lots of adults questions on a SATs test and they wouldn't get them right.

But we're going to let you into a few secrets that will definitely help you.



TOP SECRET
SPILLING THE BEANS



1

You do the tests in year 6, but they are NOT year 6 tests. At least half the questions are from things you've learned in years 3, 4 and 5.



2

If everyone in the country finds it hard, the expected standard marks will come down.



3

The expected standard marks are usually around 50%. So if you get half of all the questions right, you could technically get 'expected standard' (NB: technically is not definitely - you should aim for more than this!)

How am I going to get through it?

Tips on how to get the best from yourself.

You're going to **snooze** right through it!

We kid you not. One of the best things you can do to prepare yourself is to get a really good night's sleep - at least 8 - 10 hours every night. This means no screens at least an hour before bedtime.

You're going to **eat** your way through it!

If you want your brain to function at its best, you have got to drink plenty of water and feed your body nutritious food. Chicken nuggets alone will not get you there!

You're going to **dance/ swim/ dog-walk** your way through it!

Exercise is key to mental health. Not only does it give your brain a break, but it builds your appetite and wears you out for a good night's sleep.



You're going to **talk** through it!

If you are anxious you shouldn't keep it inside. Talking to a family member or your teacher can really help.

The best way through it, is **your** way through it.

When it comes to a challenge, it's sometimes tempting to copy what your friends are doing and compare your results with theirs. But what works for one person, doesn't necessarily work for another. Find techniques that work for you and acknowledge that everyone has their strengths and their weaknesses. As long as you keep trying your best, that's all that matters.

Finally, you're going to **prepare** for your SATs.

As we've said before, nothing scary happens after SATs, so your goal is simply to do your best. It's normal to be a bit nervous - it's even helpful to have a few butterflies because it means you're ready for a challenge. But if you're feeling too worried, a bit of preparation will help.

Are you ready? Our teacher friend Miss Bartlett will tell you all you need to know. **Let's start with maths...**

How do I prepare for the test? (Maths)

KS2 Maths SATs papers analysis by @_MissieBee						
	2017	2018	2019	2022	2023	2024
% require to 'pass'	52	55	53	53	51	49
% of questions from Years 3-5 curricula	58	53	52	63	58	56

If you look at the table above, you can see that in previous years you could achieve expected standard in your maths SATs if you managed to get around 50% of your answers correct.

And, you can see that more than half of the maths paper was on things you will have learned in years 3 to 5.

As this is the case most years, it's unlikely to change very much for your SATs. This means that we need to make sure you remember the maths you learned last year and the two years before that. (Don't worry - we'll help!)

But maths is massive, right?



How do you know which topics to revise?

KS2 Maths SATs papers analysis by @_MissieBee <i>Percentage of questions by content domain</i>						
	2017	2018	2019	2022	2023	2024
Number & PV	9	10	9	9	10	9
Calculations	22	29	30	38	33	41
FDP	14	14	24	25	25	26
Ratio & prop.	9	6	8	6	6	5
Algebra	9	9	6	3	7	3
Measurement	14	13	9	7	7	7
Shapes	9	10	7	6	6	6
Pos. & direction	3	4	3	2	2	2
Statistics	11	6	4	3	4	2

This table shows you all the topics they will test in maths, and what percentage of the paper had those types of questions.

You will see that the two biggest topics every year are:



Calculations
(A fancy word for using addition, subtraction, multiplication and division to solve maths problems!)







Fractions, decimals and percentages


So it makes sense to practise these two topics as much as you can, and make sure that what you've already been taught about them is really solid in your mind.

On the next page, we've pulled together some online, interactive quizzes you can do on a mobile phone or any internet connected device. Start with the year 3 versions. If they are too easy, move on to year 4 and so on.

Power up and get prepared...

As you answer the questions, you'll see that little messages pop up with feedback on them. Pay attention to those - they are helping you, like a mini teacher on your shoulder.

Topic	Objective	Year group version	Click the link, or scan the QR code
Calculations	Number facts	Year 3	
Calculations	Multiplication & division	Year 3	
If you've tried the ones above and found them ok, time to move on...			
Calculations	Number facts	Year 4	
Calculations	Multiplication & division	Year 4	
Great! Keep going!			

Topic	Objective	Year group version	Click the link, or scan the QR code
Calculations	Number facts	Year 5	
Calculations	Multiplication & division	Year 5	
Nice work. You're ready for fractions, decimals and percentages!			
Fractions, decimals & percentages (FDP)		Year 3	
FDP		Year 4	
FDP		Year 5	

If you've managed to complete all that, then you've given yourself a really excellent base for your maths SATs exam. Give yourself a pat on the back!

How do I prepare for the test? (GPS)

Just like maths, if you score above 50% in your SPaG test then you'll probably get the expected standard.

These are the percentages needed to achieve the expected standard over the last few years:

	2017	2018	2019	2022	2023	2024
EXS %	51	54	51	50	51	50

Hopefully this makes you feel a little better about what you're trying to achieve. And just like maths, there are certain topics that come up time and time again. The main two are:

Grammatical terms and word classes:

- ☐ nouns
 - ☐ verbs
 - ☐ adjectives
 - ☐ conjunctions
 - ☐ pronouns
 - ☐ possessive pronouns
 - ☐ relative pronouns
 - ☐ adverbs
 - ☐ adverbials
 - ☐ prepositions
 - ☐ determiners
 - ☐ subject and object
- (Phew!)

Punctuation:

- ☐ capital letters
- ☐ full stops
- ☐ question marks
- ☐ exclamation marks
- ☐ commas in lists
- ☐ commas to clarify meaning
- ☐ commas after fronted adverbials
- ☐ inverted commas
- ☐ apostrophes
- ☐ punctuation for parenthesis
- ☐ colons
- ☐ semi-colons
- ☐ single dashes
- ☐ hyphens
- ☐ bullet points

(Double phew!)

It would be a great idea to go through this list and tick off the ones you feel super confident about. This will help you identify where you need to put your focus.

If you're still overwhelmed, then go back to the basics. Here are some year 3 quizzes that might be a good refresher:

Year 3
Sentences and clauses



Year 3
Verb tenses, progressive and perfect verb forms.



Year 3
Apostrophes for contractions and singular possession



Year 3
Capital letters



Top tip!

One thing you can do to improve your English scores all round is to read. Reading for pleasure is the single most impactful thing you can do to improve your outcomes.

Which brings us nicely onto...



How do I prepare for the test? (Reading)

The reading test has three different extracts (pieces of writing) with questions on each one. Two of the extracts are usually fiction and one is usually non-fiction.

There will be questions on each extract.
The questions are designed to check different skills:

Vocab - do you know what certain words mean?

Retrieval - can you search to find answers in the text?

Summarise - can you pull lots of small ideas together to explain the overall meaning?

Infer - can you 'read between the lines' and work out what the implied meaning is?

Predict - can you make supported suggestions about what might happen next?

Identify - can you explain why a writer might choose certain words or phrases?

These skills are very tricky to revise eg: you either know the meaning of the word 'parched' or you don't. So in order to do well on the reading test you need to do two things:

1. You need to read as much and as widely as you can. Try reading something you never would normally pick up.
2. Become a super-sleuth. Use the information in the rest of the sentence, or the rest of the paragraph to make an educated guess.

Here are a couple of year 5 reading quizzes to whet your appetite:

If you've enjoyed the Wicked movie, then you might like to try 'Dorothy Frees The Munchkins'. [Click or Scan the QR code.](#)



Or if something monstrous appearing in the newspaper pricks your attention then try 'Monster Mayhem in the News' [Click or Scan the QR code.](#)



Top tip!

Poetry has not appeared in the SATs reading test since 2018, so it might appear this year. It may well be worth practising some poetry.

This year 6 example on the Jabberwocky is challenging but don't forget those detective skills! [Click or Scan the QR code.](#)



Hasta la Vista, Year 6!

**Year 6 isn't all about the SATs...
or at least it shouldn't be.**

It's your last year at your primary school and you should be making the most of it. No doubt there are a few school trips and maybe even a theatre production on the other side of the tests for you to enjoy.

Your teachers care about you so much and want to see you thrive - yes, in your SATs - but more than that. They want to see you shine as a young person, a nearly-teenager who is ready for their next big chapter: secondary school.

So take a few deep breaths, take responsibility for yourself and your learning, and you'll show them how ready you are.

**We wish you all the
luck in the world!**

Team LbQ.



Here are a few other resources out there we thought could be super helpful:

Top Dog Tutoring:
Brilliant, engaging advice from our friends and teachers Dylan and Hayden

Expands on the advice in this guide.
[These SATs Facts Will Blow Your Mind! \(2024 Maths Prep\)](#)

BBC Bitesize:
SATs: Free interactive revision resources

Offers practical advice on helping children manage stress and stay calm during SATs preparation.
[BBC Bitesize](#)

YoungMinds:
Supporting your child during exam time


Offers tips for parents to help their children manage anxiety and maintain mental health during exams.
[Visit YoungMinds](#)

StartingWell.org.uk:
Tips for looking after yourself during SATs.

Includes a brilliant short video from Newsround with ways to stay healthy during your test preparations.
[startingwell](#)

Tell your teachers to check out LbQ!

Scan this QR code to find out more



"I think what you've made is phenomenal."


David Charlesworth, Teacher.

www.lbq.org

 @LbQorg

 Learning by Questions

 Learning by Questions

 **Learning**
by Questions

SATs
Springboard